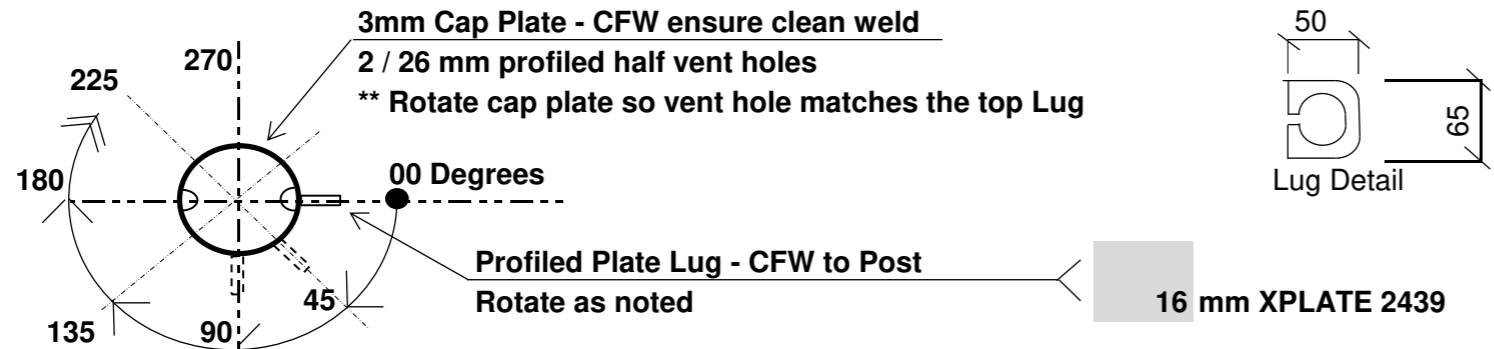
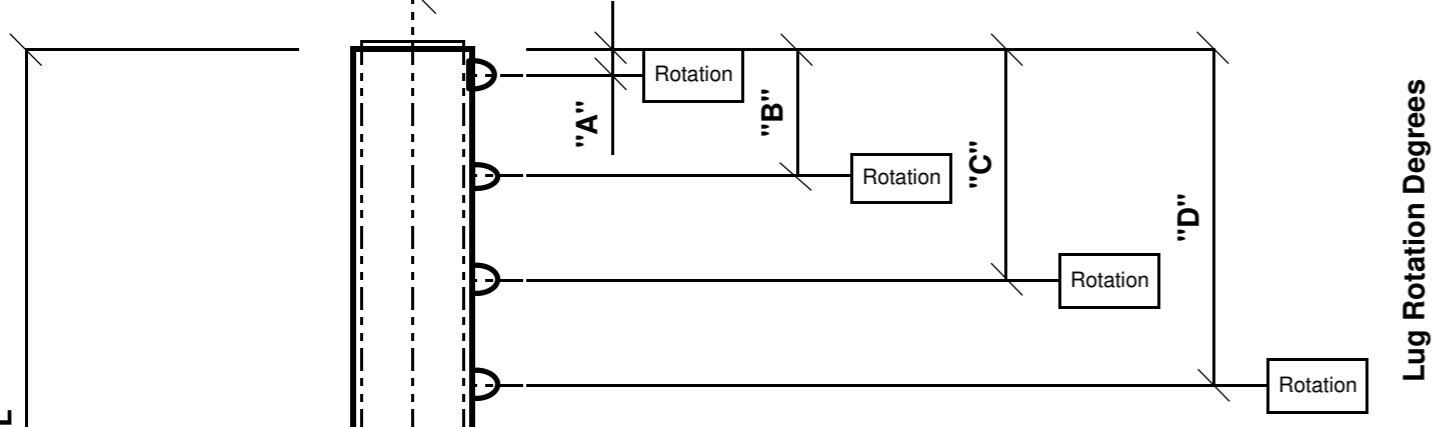


SAIL POST DETAILS



SAIL POST MATERIAL SCHEDULE			
Ref	CHS SIZE	GRADE	CAP PL No.
1	168.3 x 4.8	C350L0	XPLATE 2105 Gr30
2	168.3 x 6.4	C350L0	XPLATE 2105 Gr30
3	219.1 x 4.8	C350L0	XPLATE 1775 Gr30
4	219.1 x 6.4	C350L0	XPLATE 1775 Gr30
5	273.1 x 4.8	C350L0	XPLATE 1845 Gr30
6	273.1 x 6.4	C350L0	XPLATE 1845 Gr30



HOLD POINT - Weld Prep Inspection (Butt Weld Joints)

AIM Super: _____ Date: _____

HOLD POINT - Weld Map

Section: Cap & Lug / Join WPS: WPS-101-17-01
WP-QR-005-D

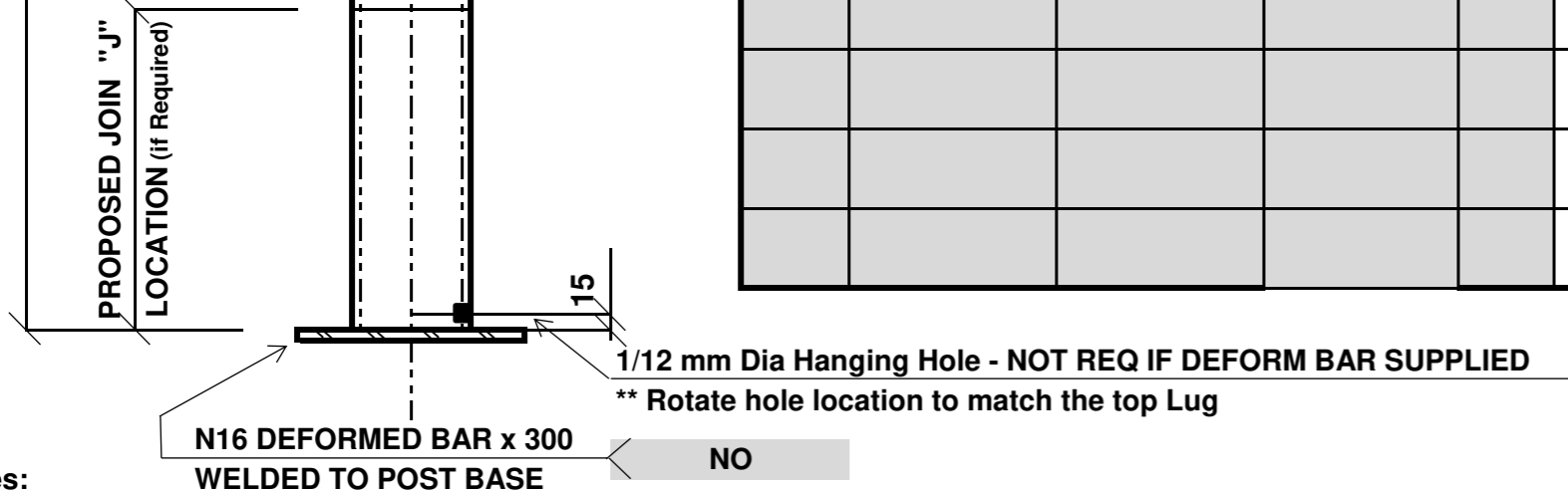
Welder: _____ Date: _____

AIM Super: _____ Date: _____

HOLD POINT -Weld Inspection

AIM Super: _____ Date: _____

QTY	SIZE	LENGTH "L"	JOIN "J"	Lug Info			"A"		"B"		"C"		"D"		"MK"
				No. Per Post	Total No.	Size	Rotation	Rotation	Rotation	Rotation					
							R=	R=	R=	R=					
							R=	R=	R=	R=					
							R=	R=	R=	R=					
							R=	R=	R=	R=					
							R=	R=	R=	R=					



QA INSPECTION	Date	Name or Initials
Fabrication Check		
Welding Check		

- Notes:**
- 1/ All dimensions are in mm
 - 2/ Tollerances +/- 2mm
 - 3/ All shape edges and cuts to be ground smooth
 - 4/ All holes to be drilled with axis at right angles to the surface, cleaned and deburred.
 - 5/ All steel hot dip galvanized to AS 4680 (Unless note otherwise)

Rev No.	Date:	Description
		ISSUED FOR APPROVAL

Australian Infastructure Manufacturing
 89 KENNY STREET, PORTSMITH, CAIRNS, QLD
 PO BOX 1409, CAIRNS, QLD, 4870 AUSTRALIA



Date:	Client:	CLIENTS NAME
Drawn by:	Project:	PROJECT NAME & LOCATION
Checked by:	Description:	SAIL POST DETAILS
Approved by:		

P: 07 4040 7000 E: info@ausim.com.au
ABN: 70 119 874 485



Date Approved:	Drawing No.	J0000 - 01	Rev:	0
----------------	-------------	-------------------	------	----------